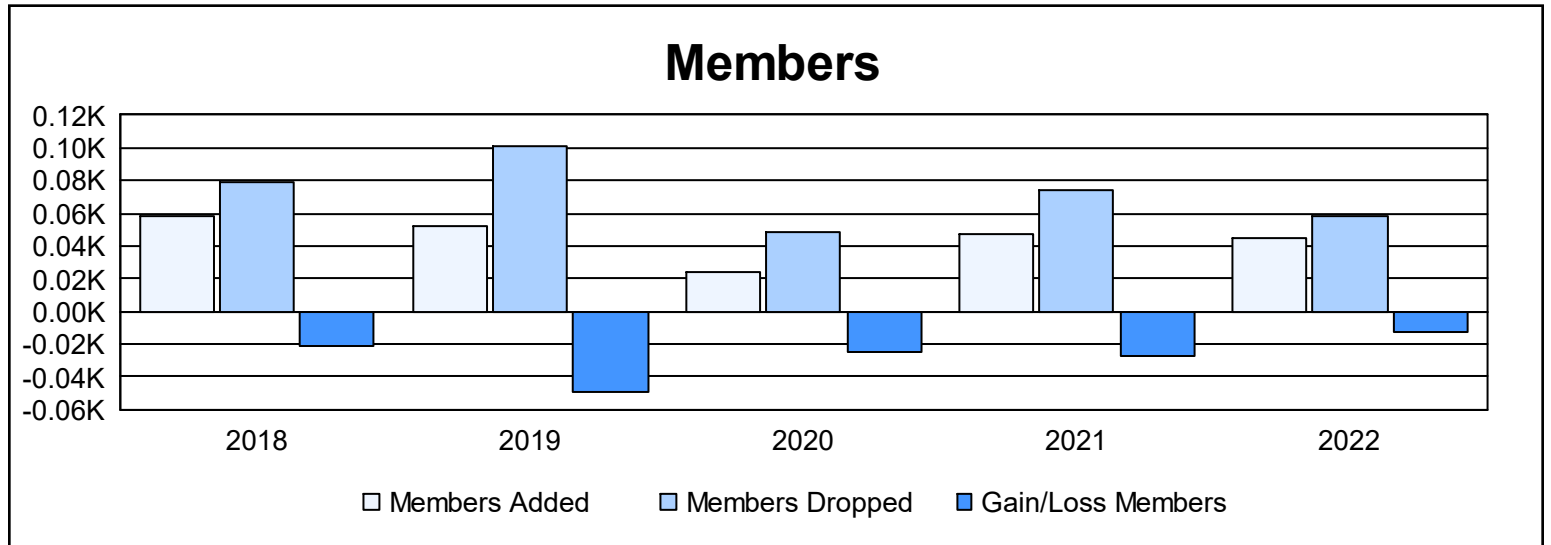
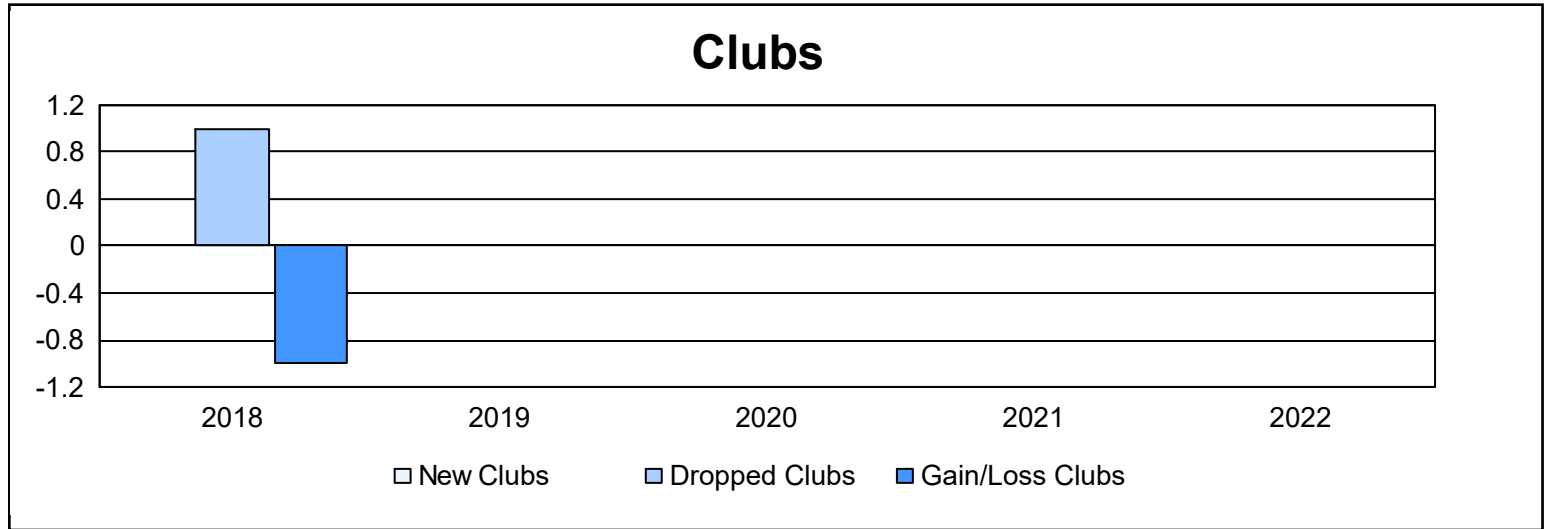
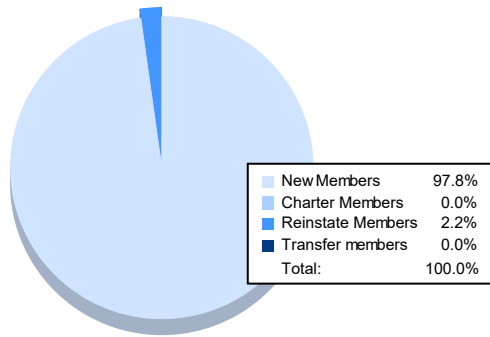


| Year           | New Clubs | Dropped Clubs | Gain/ Loss Clubs | New Members | Charter Members | Reinstate Members | Transfer Members | Total Member Added | Total Members Dropped | Gain/ Loss Members |
|----------------|-----------|---------------|------------------|-------------|-----------------|-------------------|------------------|--------------------|-----------------------|--------------------|
| 2017-2018      | 0         | 1             | -1               | 56          | 0               | 2                 | 0                | 58                 | 79                    | -21                |
| 2018-2019      | 0         | 0             | 0                | 45          | 2               | 1                 | 4                | 52                 | 101                   | -49                |
| 2019-2020      | 0         | 0             | 0                | 22          | 1               | 1                 | 0                | 24                 | 49                    | -25                |
| 2020-2021      | 0         | 0             | 0                | 43          | 0               | 0                 | 4                | 47                 | 74                    | -27                |
| 2021-2022      | 0         | 0             | 0                | 44          | 0               | 1                 | 0                | 45                 | 58                    | -13                |
| <b>Average</b> | <b>0</b>  | <b>0</b>      | <b>0</b>         | <b>42</b>   | <b>1</b>        | <b>1</b>          | <b>2</b>         | <b>45</b>          | <b>72</b>             | <b>-27</b>         |



### Membership Composition June 2022 Cumulative



### Gender Composition June 2022 Cumulative

